

Ammonia HR CHEMets® Kit

K-1430D/R-1402 & A-0171:
0 - 2000 & 0 - 10,000 ppm N

0 - 2000 ppm Test Procedure

1. Place a pipette tip firmly onto the end of the MiniPet®⁴ (fig. 1).

Note: Use a fresh pipette tip for each test.

2. Depress the plunger on the minipet. Immerse the tip in the sample to be tested and release the plunger. A portion of the sample will be drawn into the tip (fig. 2).
3. Hold the minipet over the empty sample cup, and depress the plunger to dispense sample (fig. 3).
4. Dilute the contents of the sample cup to the **25 ml mark with distilled water** (fig. 4).
5. Add solutions to the sample cup in the following order (fig. 5).

5 drops S-1404 Stabilizer

5 drops S-1405 Catalyzer (green)

5 drops S-1406 Activator (blue)

6. Immediately place the CHEMets ampoule, tip first, into the sample cup. Snap the tip. The ampoule will fill leaving a bubble for mixing (fig. 6).
7. To mix the ampoule, invert it several times, allowing the bubble to travel from end to end.
8. Dry the ampoule. Obtain a test result **5 minutes** after snapping the tip.

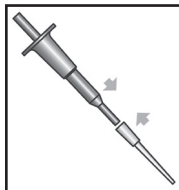


Figure 1

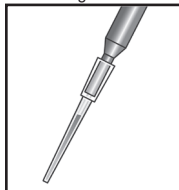


Figure 2

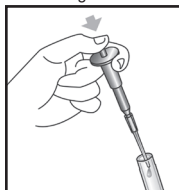


Figure 3

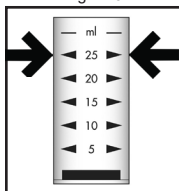


Figure 4

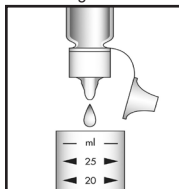


Figure 5

10. Obtain a test result by placing the ampoule between the color standards until the best color match is found (fig. 7).

NOTE: Use the concentration scale on the comparator label that corresponds to the range of the test procedure being used.

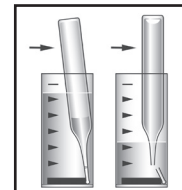


Figure 6

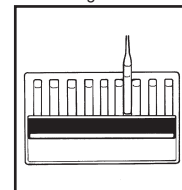


Figure 7

0 - 10,000 ppm Test Procedure

1. Using the syringe provided, obtain **3 mL** of the sample to be tested and dispense it into the empty **Sample Prep Cup**.
2. Dilute to the **15 mL** mark with distilled water. Perform the **entire 0 - 2000 ppm Test Procedure** using this pre-diluted sample.

Test Method

The Ammonia CHEMets®¹ test kits employs the Hydroxybenzyl alcohol (HBA) chemistry.² Free ammonia reacts with hypochlorite to form monochloramine. Monochloramine reacts with HBA, in the presence of sodium nitro-ferricyanide, to form a green colored complex. This test method measures the sum of free ammonia and monochloramine. High levels of ammonia can produce false low or off color results. Dilute the sample if the ammonia concentration is suspected to significantly exceed the test range.

1. CHEMets is a registered trademark of AquaPhoenix Scientific, LLC U.S. Patent No.3,634,038

2. APHA Standard Methods, 23rd ed., Method 4500-Cl G - 2000

3. EPA Methods for Chemical Analysis of Water and Wastes, Method 330.5 (1983)

4. MiniPet is a registered trademark of Tricontinent Scientific, Inc.

Safety Information

Read SDS before performing this test procedure. Wear safety glasses and protective gloves.