

Detergents CHEMets Kit

K-9400/R-9400: 0 - 3 ppm

Test Procedure

1. Rinse the reaction tube with the sample to be tested, and then fill it to the 5 mL mark with the sample.
2. While holding the double-tipped ampoule in a vertical position, snap the upper tip using the tip breaking tool (fig. 1).
3. Invert the ampoule and position the open end over the reaction tube. Snap the upper tip and allow the contents to drain into the reaction tube (fig. 1).
4. Cap the reaction tube and shake it vigorously for **30 seconds**. Allow the tube to stand undisturbed for **1 minute**.
5. Make sure that the flexible tubing is firmly attached to the CHEMet ampoule tip.
6. Insert the CHEMet assembly (tubing first) into the reaction tube making sure that the end of the flexible tubing is at the bottom of the tube. Break the tip of the CHEMet ampoule by gently pressing it against the side of the reaction tube (fig. 2). The ampoule should draw in fluid only from the organic phase (bottom layer).
7. When filling is complete, remove the CHEMet assembly from the reaction tube.
8. Remove the flexible tubing from the CHEMet ampoule and wipe all liquid from the exterior of the ampoule. Place an ampoule cap firmly onto the tip of the CHEMet ampoule. Invert the ampoule several times, allowing the bubble to travel from end to end.

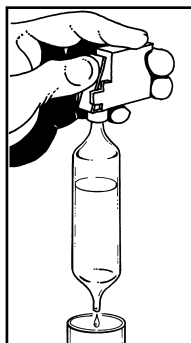


Figure 1

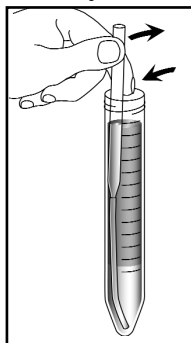


Figure 2

9. Obtain a test result by placing the ampoule, flat end first, into the comparator. Hold the comparator up toward a source of light and view from the bottom. Rotate the comparator until the best color match is found (fig. 3).




Figure 3

Tip Breaker

The tip breaker opens for easy disposal of the glass tips (pull lever away from body of tip breaker or pull open the side wall). The tip breaker will work most effectively if the tips are emptied out frequently.

Test Method

The Detergents CHEMets^{®1} test kit employs the methylene blue extraction method^{2,3,4}. Anionic detergents react with methylene blue to form a blue complex that is extracted into an immiscible organic solvent. The intensity of the blue color is directly related to the concentration of "methylene blue active substances (MBAS)" in the sample. Anionic detergents are one of the most prominent methylene blue active substances. Test results are expressed in ppm (mg/Liter) linear alkylbenzene sulfonate (equivalent weight 325).

1. CHEMets is a registered trademark of CHEMetrics, LLC U.S. Patent No. 3,634,038
2. APHA Standard Methods, 22nd ed., Method 5540 C - 2000
3. EPA Methods for Chemical Analysis of Water and Wastes, Method 425.1 (1983)
4. ASTM D 2330-02, Methylene Blue Active Substances

Safety Information

Read SDS (available at www.chemetrics.com) before performing this test procedure. Wear safety glasses and protective gloves.



www.chemetrics.com
4295 Catlett Road, Midland, VA 22728 U.S.A.
Phone: (800) 356-3072; Fax: (540) 788-4856
E-Mail: orders@chemetrics.com

May 23, Rev. 11